



## CONFIGURAZIONI / CONFIGURATIONS

1

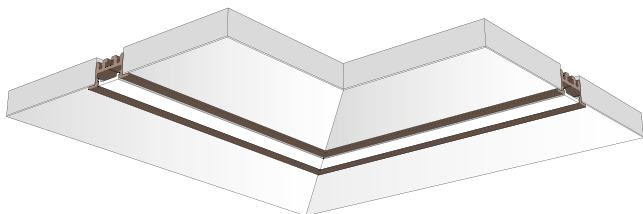


**1. SOFFITTO/PARETE - ANGOLO 90° VERTICALE**  
**1. CEILING/WALL VERTICAL 90 ° CORNER**

ACCESSORI E LAVORAZIONI  
 ACCESSORIES AND PROCESSING

GIUNTO MECCANICO / MECHANICAL JOINT  
 STAFFA A INCASSO / RECESSED BRACKET  
 TAGLIO ANGOLARE / CORNER CUT

2

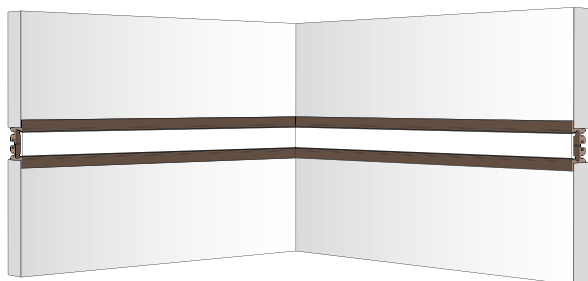


**2. SOFFITTO - ANGOLO 90° ORIZZONTALE**  
**2. CEILING - HORIZONTAL 90 ° CORNER**

ACCESSORI E LAVORAZIONI  
 ACCESSORIES AND PROCESSING

GIUNTO MECCANICO / MECHANICAL JOINT  
 STAFFA A INCASSO / RECESSED BRACKET  
 TAGLIO ANGOLARE / CORNER CUT

3

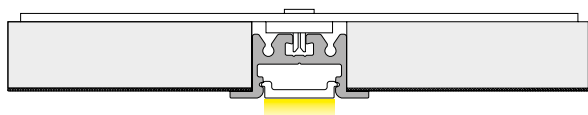


**3. PARETE - ANGOLO 90° VERTICALE**  
**3. WALL - VERTICAL 90 ° CORNER**

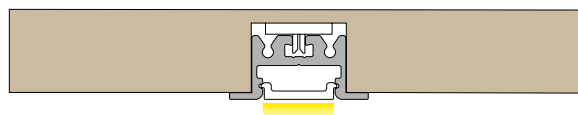
ACCESSORI E LAVORAZIONI  
 ACCESSORIES AND PROCESSING

GIUNTO MECCANICO / MECHANICAL JOINT  
 STAFFA A INCASSO / RECESSED BRACKET  
 TAGLIO ANGOLARE / CORNER CUT

INSTALLAZIONE CON STAFFA PER INCASSO A CARTONGESSO  
 INSTALLATION WITH BUILT-IN BRACKET



INSTALLAZIONE CON STAFFA PER INCASSO  
 INSTALLATION WITH BUILT-IN BRACKET



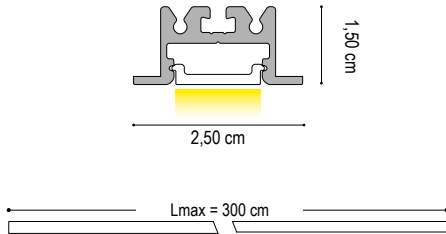
ATTENZIONE! GLI ACCESSORI PER L'INSTALLAZIONE A INCASSO SONO STATI DIMENSIONATI PER UN PANNELLO STANDARD IN CARTONGESSO DI SPESSORE 12,5 mm  
 WARNING! THE BUILT-IN INSTALLATION ACCESSORIES HAVE BEEN DIMENSIONED FOR A STANDARD PLASTERBOARD PANEL OF 12.5 mm THICKNESS

## DATI TECNICI TECHNICAL DATA

	14,4 W/m			19,2 W/m		
	1 cm	200 cm	300 cm	1 cm	200 cm	300 cm
Nominal LED Flux:	1200 lm/m	2400 lm	3600 lm	1600 lm/m	3200 lm	4800 lm
Flux Tot:	960 lm/m	1920 lm	2880 lm	1280 lm/m	2560 lm	3840 lm
Output:	85 lm/W	85 lm/W	85 lm/W	85 lm/W	85 lm/W	85 lm/W
CCT:	3000 K	3000 K	3000 K	3000 K	3000 K	3000 K
CRI:	>90	>90	>90	>90	>90	>90
<b>Power Tot:</b>	<b>14.4 W/m</b>	<b>28.8 W</b>	<b>43.2 W</b>	<b>19.2 W/m</b>	<b>38.4 W</b>	<b>57.6 W</b>
Weight:	0.40 Kg/m	0.80 Kg	1.20 Kg	0.40 Kg/m	0.80 Kg	1.20 Kg

Profilo/Profile: Alluminio/aluminum

Cover: Opale/opal



## FINITURE / FINISHES



00 GRIGIO VESUVIO  
00 ANTHRACITE



01 ARGILLA  
01 ARGIL



02 ARGENTO OPACO  
02 MATT SILVER



03 BIANCO INTONACO  
03 WHITE



04 NERO CARAVAGGIO  
04 BLACK



05 MOKA  
01 MOCHA



08 CROMO  
08 CHROME



09 ORO CALIFORNIA  
09 GOLD



10 ARAMEN  
10 COPPER



11 GRIGIO AVIO  
11 GREY AVIO



12 ARGENTO COMETA  
12 SILVER COMET



13 OTTONE VENEZIANO  
13 VENETIAN BRASS



17 TERRA SENESE  
17 SENESE EARTH

## VERNICIATURA A POLVERE / POWDER COATING