

**DESIGN  
LUCE**  
**DAVINCI**

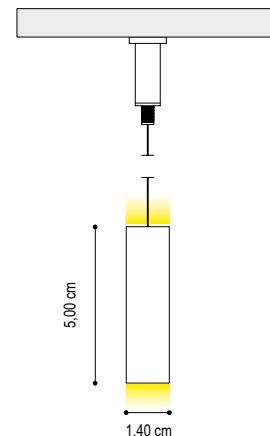


**DISEGNIAMO CON LA LUCE**



## DATI TECNICI TECHNICAL DATA

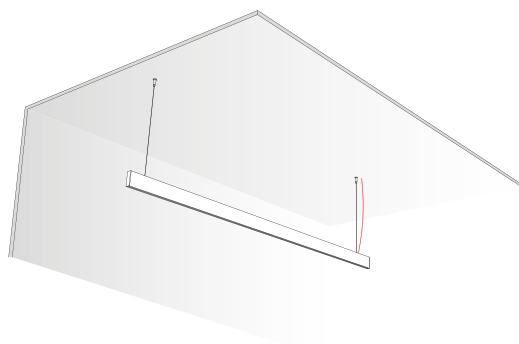
	150 cm	200 cm	300 cm
Nominal LED Flux:	↑ 2844 lm - 5688 lm ↓	↑ 3792 lm - 7584 lm ↓	↑ 5688 lm - 11376 lm ↓
Flux Tot:	↑ 2275 lm - 4550 lm ↓	↑ 3033 lm - 6067 lm ↓	↑ 4550 lm - 9100 lm ↓
Output:	158 lm/W	158 lm/W	158 lm/W
CCT:	3000 K	3000 K	3000 K
CRI:	>90	>90	>90
Power:	↑ 18.0W - 36.0W ↓	↑ 24.0W - 48.0W ↓	↑ 36.0W - 72.0W ↓
<b>Power Tot:</b>	<b>54.0W</b>	<b>72.0W</b>	<b>108.0W</b>
Weight:	1.42 Kg	1.90 Kg	2.50 Kg



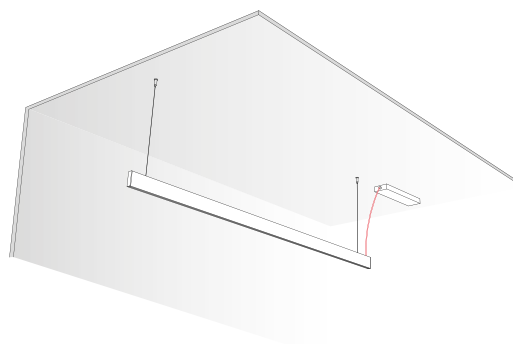
Profilo/Profile: Alluminio/aluminum

Cover: Satinata/satin

## MODELLO DI INSTALLAZIONE / INSTALLATION MODEL



DAVINCI CON DRIVER REMOTO  
DAVINCI WITH REMOTE DRIVER



DAVINCI CON BOX  
DAVINCI WITH POWER SUPPLY BOX

CAVO ALIMENTAZIONE TRASPARENTE : 200 cm / *TRANSPARENT ALIMENTATION CABLE : 200cm*  
CAVI SOSPENSIONE IN ACCIAIO : 200 cm / *SUSPENSION CABLES IN STEEL : 200cm*

## FINITURE / FINISHES



00 GRIGIO VESUVIO  
00 ANTHRACITE



01 ARGILLA  
01 ARGIL



02 ARGENTO OPACO  
02 MATT SILVER



03 BIANCO INTONACO  
03 WHITE



04 NERO CARAVAGGIO  
04 BLACK



05 MOKA  
01 MOCHA



08 CROMO  
08 CHROME



09 ORO CALIFORNIA  
09 GOLD



10 ARAMEN  
10 COPPER



11 GRIGIO AVIO  
11 GREY AVIO



12 ARGENTO COMETA  
12 SILVER COMET



13 OTTONE VENEZIANO  
13 VENETIAN BRASS



17 TERRA SENESE  
17 SENESE EARTH

## VERNICIATURA A POLVERE / POWDER COATING