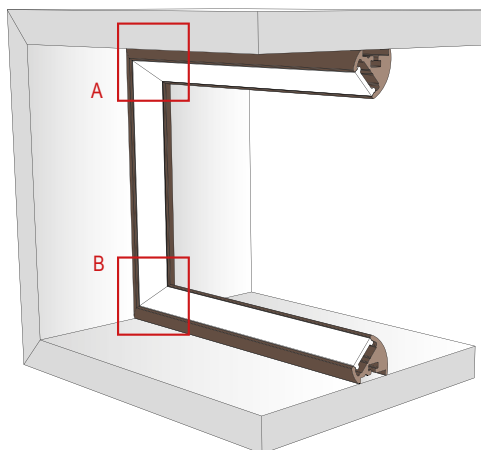
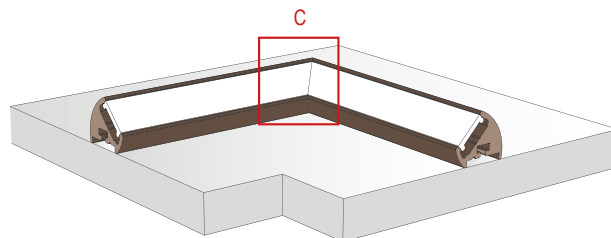


## CONFIGURAZIONI / CONFIGURATIONS

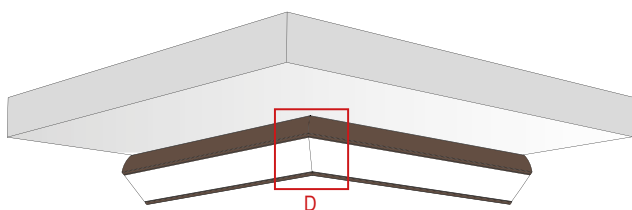


**A) TAGLIO ANGOLARE - SOFFITTO/PARETE - TIPO A**  
A) CORNER CUT - CEILING / WALL - TYPE A

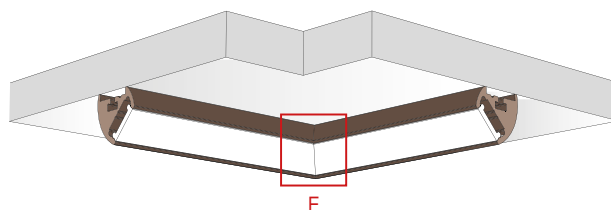
**B) TAGLIO ANGOLARE - PARETE/SUP-ORIZZONTALE - TIPO B**  
B) CORNER CUT - WALL / SUP-HORIZONTAL - TYPE B



**C) TAGLIO ANGOLARE - SUPERFICIE ORIZZONTALE - TIPO C**  
C) CORNER CUT - HORIZONTAL SURFACE - TYPE C

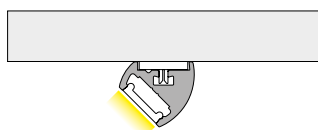


**D) TAGLIO ANGOLARE - SUPERFICIE ORIZZONTALE - TIPO D**  
D) CORNER CUT - HORIZONTAL SURFACE - TYPE D

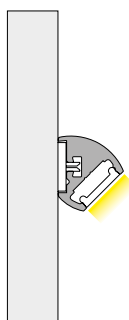


**E) TAGLIO ANGOLARE - SUPERFICIE ORIZZONTALE - TIPO E**  
E) CORNER CUT - HORIZONTAL SURFACE - TYPE E


INSTALLAZIONE CON CLIP IN  
POLICARBONATO SU SUPERFICIE  
ORIZZONTALE  
INSTALLATION WITH POLYCARBONATE CLIP ON  
HORIZONTAL SURFACE



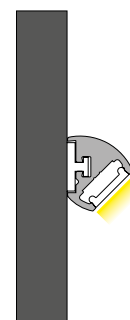
INSTALLAZIONE CON CLIP IN  
POLICARBONATO SU SUPERFICIE VERTICALE  
INSTALLATION WITH POLYCARBONATE CLIP ON  
A VERTICAL SURFACE



INSTALLAZIONE CON CALAMITA SU  
SUPERFICIE METALLICA ORIZZONTALE  
INSTALLATION WITH MAGNET ON  
HORIZONTAL METAL SURFACE



INSTALLAZIONE CON CALAMITA SU  
SUPERFICIE METALLICA VERTICALE  
INSTALLATION WITH MAGNET ON VERTICAL  
METAL SURFACE

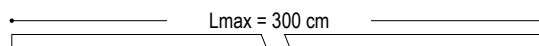
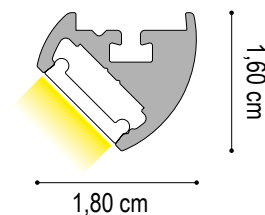


SI RACCOMANDA L'UTILIZZO DI N° 1 STAFFA MAGNETICA OGNI 25,00 cm DI PROFILO. TALE QUANTITÀ PUÒ VARIARE A SECONDA DELLA SUPERFICIE METALLICA DI INSTALLAZIONE.

WE RECOMMEND THE USE OF N° 1 MAGNETIC BRACKET EVERY 25.00 cm OF PROFILE. THIS QUANTITY MAY VARY DEPENDING ON THE METAL INSTALLATION SURFACE.

## DATI TECNICI TECHNICAL DATA

	14,4 W/m			19,2 W/m		
	1 cm	200 cm	300 cm	1 cm	200 cm	300 cm
Nominal LED Flux:	1200 lm/m	2400 lm	3600 lm	1600 lm/m	3200 lm	4800 lm
Flux Tot:	960 lm/m	1920 lm	2880 lm	1280 lm/m	2560 lm	3840 lm
Output:	85 lm/W	85 lm/W	85 lm/W	85 lm/W	85 lm/W	85 lm/W
CCT:	3000 K	3000 K	3000 K	3000 K	3000 K	3000 K
CRI:	>90	>90	>90	>90	>90	>90
<b>Power Tot:</b>	<b>14.4 W/m</b>	<b>28.8 W</b>	<b>43.2 W</b>	<b>19.2 W/m</b>	<b>38.4 W</b>	<b>57.6 W</b>
Weight:	0.40 Kg/m	0.80 Kg	1.20 Kg	0.40 Kg/m	0.80 Kg	1.20 Kg



Profilo/Profile: Alluminio/aluminum

Cover: Opale/opal



## FINITURE / FINISHES



00 GRIGIO VESUVIO  
00 ANTHRACITE



01 ARGILLA  
01 ARGIL



02 ARGENTO OPACO  
02 MATT SILVER



03 BIANCO INTONACO  
03 WHITE



04 NERO CARAVAGGIO  
04 BLACK



05 MOKA  
01 MOCHA



08 CROMO  
08 CHROME



09 ORO CALIFORNIA  
09 GOLD



10 ARAMEN  
10 COPPER



11 GRIGIO AVIO  
11 GREY AVIO



12 ARGENTO COMETA  
12 SILVER COMET



13 OTTONE VENEZIANO  
13 VENETIAN BRASS



17 TERRA SENESE  
17 SENESE EARTH

## VERNICIATURA A POLVERE / POWDER COATING