

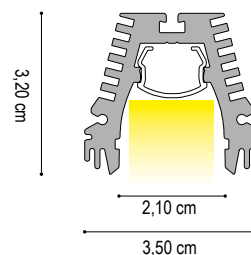
## DATI TECNICI TECHNICAL DATA

### COVER RECESSA / RECESSED DIFFUSER

1 cm

Nominal LED Flux:	2160 lm/m
Flux Tot:	1730 lm/m
Output:	90 lm/W
CCT:	3000 K
CRI:	>90
<b>Power Tot:</b>	<b>24.0W/m 700 LED/m</b>
Weight:	1.20 Kg/m

Profilo/Profile: Alluminio/aluminum  
Cover: Opale/opal - Eclissi/eclipse



Lmax = 300 cm

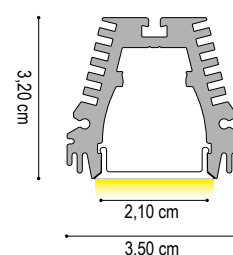
## DATI TECNICI TECHNICAL DATA

### COVER ESTERNA / EXTERNAL DIFFUSER

1 cm

Nominal LED Flux:	2160 lm/m
Flux Tot:	1730 lm/m
Output:	90 lm/W
CCT:	3000 K
CRI:	>90
<b>Power Tot:</b>	<b>24.0W/m 700 LED/m</b>
Weight:	1.20 Kg/m

Profilo/Profile: Alluminio/aluminum  
Cover: Opale/opal



Lmax = 300 cm

## FINITURE / FINISHES



00 GRIGIO VESUVIO  
00 ANTHRACITE



01 ARGILLA  
01 ARGIL



03 BIANCO INTONACO  
03 WHITE



04 NERO CARAVAGGIO  
04 BLACK



05 MOKA  
01 MOCHA



06 ALLUMINIO NATURALE  
06 ALUMINUM



08 CROMO  
08 CHROME



09 ORO CALIFORNIA  
09 GOLD



10 ARAMEN  
10 COPPER



11 GRIGIO AVIO  
11 GREY AVIO



12 ARGENTO COMETA  
12 SILVER COMET



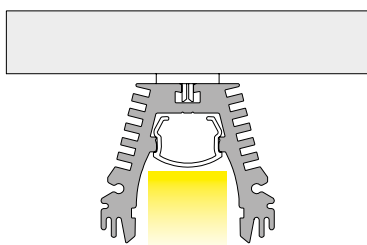
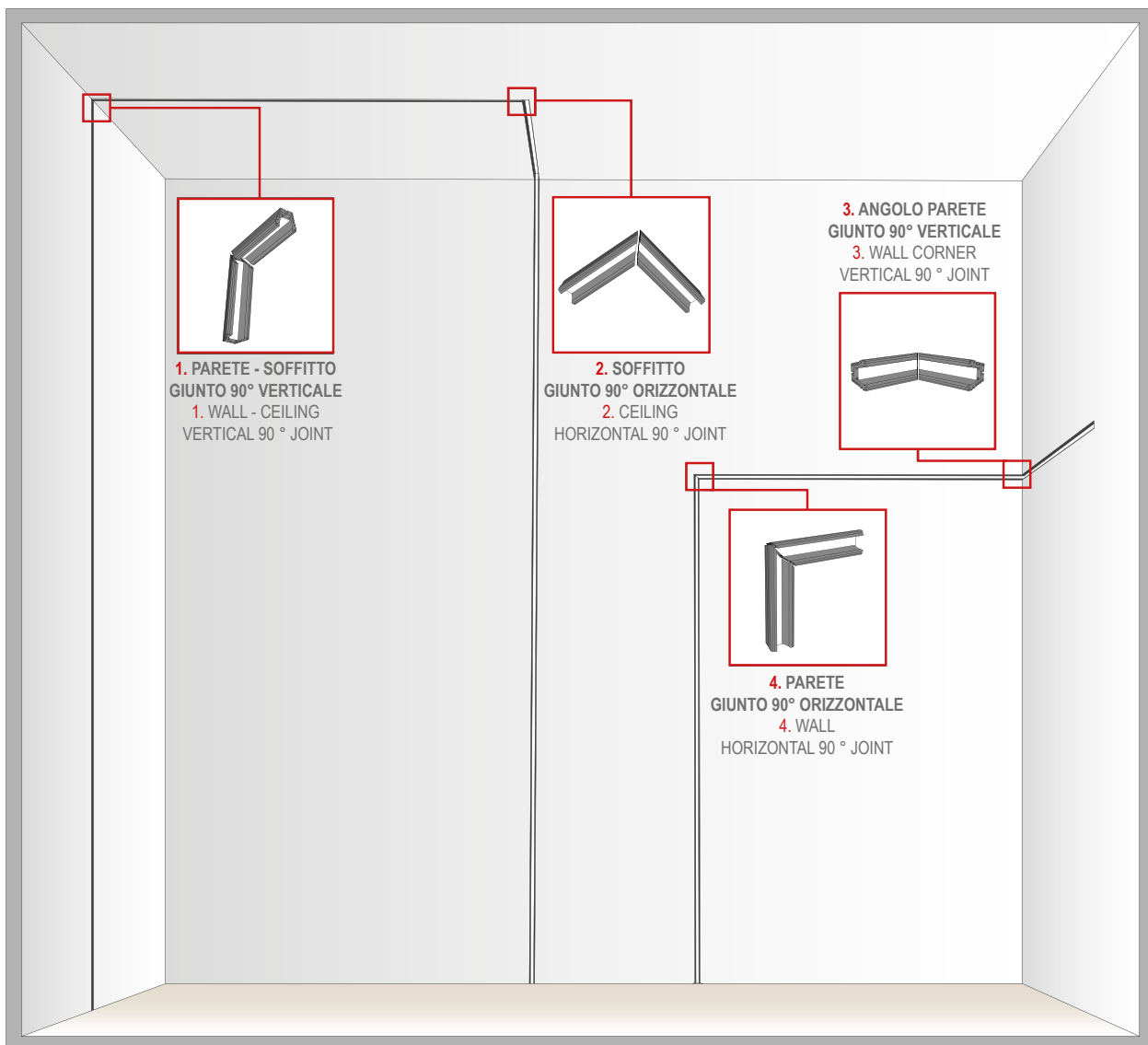
13 OTTONE VENEZIANO  
13 VENETIAN BRASS



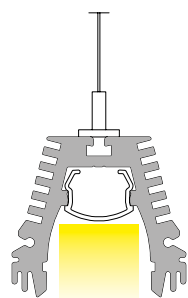
17 TERRA SENESE  
17 SENESE EARTH

## VERNICIATURA A POLVERE / POWDER COATING

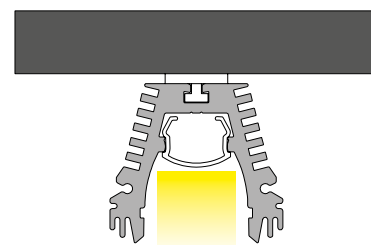
## CONFIGURAZIONI / CONFIGURATIONS



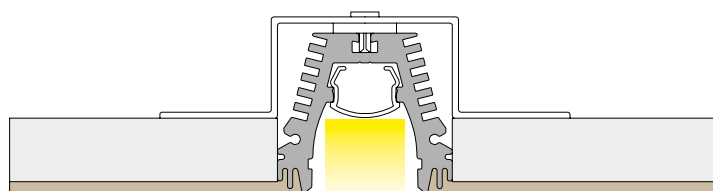
INSTALLAZIONE CON CLIP IN POLICARBONATO  
INSTALLATION WITH POLYCARBONATE CLIP



INSTALLAZIONE A SOSPENSIONE  
SUSPENSION



INSTALLAZIONE CON STAFFA MAGNETICA SU SUPERFICIE METALLICA  
INSTALLATION WITH MAGNET ON METAL SURFACE



INSTALLAZIONE AD INCASSO IN CARTONGESSO CON STAFFA  
RECESSED INSTALLATION IN PLASTERBOARD WITH BRACKET