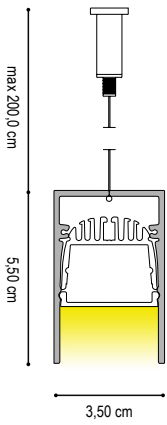
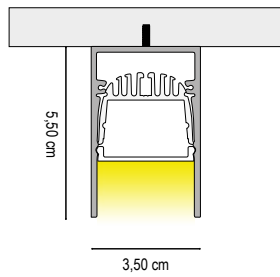




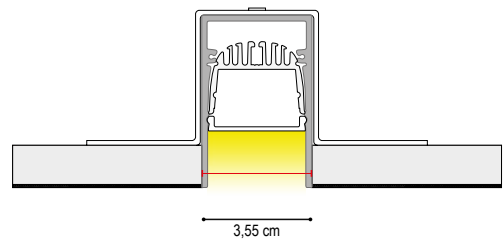
INSTALLAZIONE A SOSPENSIONE SUSPENSION



INSTALLAZIONE A SOFFITTO CEILING INSTALLATION




INSTALLAZIONE A INCASSO IN CARTONGESSO RECESSED INSTALLATION IN PLASTERBOARD




INSTALLAZIONE AD INCASSO
LARGHEZZA TAGLIO L=3,55cm
RECESSED INSTALLATION
CUTTING WIDTH L=3,50 cm


ATTENZIONE! GLI ACCESSORI PER L'INSTALLAZIONE A INCASSO SONO STATI DIMENSIONATI PER UN PANNELLO STANDARD IN CARTONGESSO DI SPESSORE 12,5 mm
WARNING! THE BUILT-IN INSTALLATION ACCESSORIES HAVE BEEN DIMENSIONED FOR A STANDARD PLASTERBOARD PANEL OF 12.5 mm THICKNESS



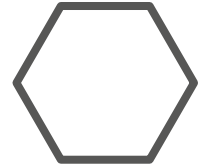
A. COMPOSIZIONE ANGOLARE A "L"
A. L-ANGLE COMPOSITION




B. COMPOSIZIONE ANGOLARE A "C"
B. C-ANGLE COMPOSITION



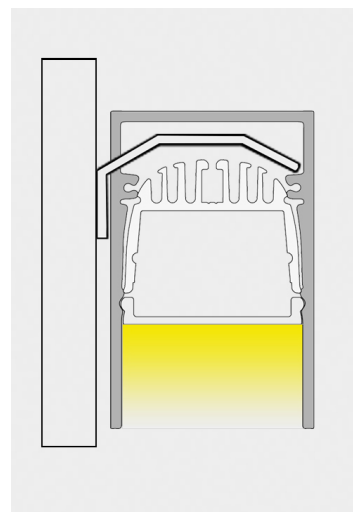
C. COMPOSIZIONE POLIGONALE (QUADRATO/RETTANGOLO)
C. POLYGONAL COMPOSITION (SQUARE / RECTANGLE)

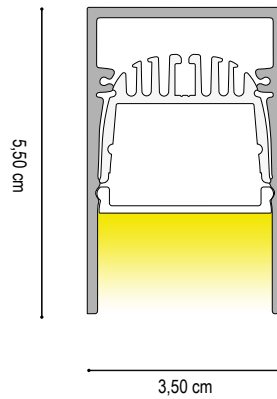


D. COMPOSIZIONE POLIGONALE (PENTAGONO/ESAGONO)
D. POLYGONAL COMPOSITION (PENTAGON / HEX)



VISTA LATERALE / SIDE VIEW





DATI TECNICI TECHNICAL DATA

	1 cm - 2700K	1 cm - 3000K	1 cm - 4000K
Nominal LED Flux:	2100 lm/m	2200 lm/m	2300 lm/m
Flux Tot:	1640 lm/m	1760 lm/m	1700 lm/m
Output:	105 lm/W	110 lm/W	115 lm/W
CCT:	2700 K	3000 K	4000 K
CRI:	>95	>95	>95
Power Tot:	20.0 W/m	20.0 W/m	20.0 W/m
Weight:	0.90 Kg/m	0.90 Kg/m	0.90 Kg/m
Alluminio/aluminium		Cover: Opale/opal	

DATI TECNICI TECHNICAL DATA

	1 cm - 2700K	1 cm - 3000K	1 cm - 4000K
Nominal LED Flux:	2100 lm/m	2200 lm/m	2350 lm/m
Flux Tot:	1890 lm/m	1980 lm/m	2115 lm/m
Output:	105 lm/W	110 lm/W	117 lm/W
CCT:	2700 K	3000 K	4000 K
CRI:	>95	>95	>95
Power Tot:	20.0 W/m	20.0 W/m	20.0 W/m
Weight:	0.90 Kg/m	0.90 Kg/m	0.90 Kg/m
Alluminio/aluminium		Cover: Prismaticata/Prismatic	

DATI TECNICI TECHNICAL DATA

	1 cm - 2700K	1 cm - 3000K	1 cm - 4000K
Nominal LED Flux:	2916 lm/m	3024 lm/m	3125 lm/m
Flux Tot:	2333 lm/m	2419 lm/m	2500 lm/m
Output:	135 lm/W	140 lm/W	145 lm/W
CCT:	2700 K	3000 K	4000 K
CRI:	>95	>95	>96
Power Tot:	22 W/m	22 W/m	22 W/m
Weight:	0.90 Kg/m	0.90 Kg/m	0.90 Kg/m
Alluminio/aluminium		Cover: Opale/opal	

DATI TECNICI
TECHNICAL DATA

	1 cm - 2700K	1 cm - 3000K	1 cm - 4000K
Nominal LED Flux:	2916 lm/m	3024 lm/m	3125 lm/m
Flux Tot:	2624 lm/m	2722 lm/m	2812 lm/m
Output:	135 lm/W	140 lm/W	145 lm/W
CCT:	2700 K	3000 K	4000 K
CRI:	>95	>95	>95
Power Tot:	22 W/m	22 W/m	22 W/m
Weight:	0.90 Kg/m	0.90 Kg	0.90 Kg
Alluminio/aluminium		Cover: Prismatic/Prismatic	

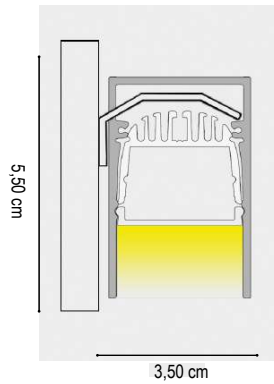
DATI TECNICI
TECHNICAL DATA

	1 cm - 2700K	1 cm - 3000K	1 cm - 4000K
Nominal LED Flux:	3900 lm/m	4050 lm/m	4200 lm/m
Flux Tot:	3120 lm/m	3240 lm/m	3360 lm/m
Output:	130 lm/W	135 lm/W	140 lm/W
CCT:	2700 K	3000 K	4000 K
CRI:	>90	>90	>90
Power Tot:	30.0 W/m	30.0 W/m	30.0 W/m
Weight:	0.90 Kg/m	0.90 Kg/m	0.90 Kg/m
Alluminio/aluminium		Cover: Opale/opal	

DATI TECNICI
TECHNICAL DATA

	1 cm - 2700K	1 cm - 3000K	1 cm - 4000K
Nominal LED Flux:	3900 lm/m	4050 lm/m	4200 lm/m
Flux Tot:	3375 lm/m	3510 lm/m	3645 lm/m
Output:	130 lm/W	135 lm/W	140 lm/W
CCT:	2700 K	3000 K	4000 K
CRI:	>90	>90	>90
Power Tot:	30.0 W/m	30.0 W/m	30.0 W/m
Weight:	0.90 Kg/m	0.90 Kg/m	0.90 Kg/m
Alluminio/aluminium		Cover: Prismatic/Prismatic	

zero55 p



DATI TECNICI TECHNICAL DATA

Nominal LED Flux:	2100 lm/m	2200 lm/m	2300 lm/m
Flux Tot:	1640 lm/m	1760 lm/m	1700 lm/m
Output:	105 lm/W	110 lm/W	115 lm/W
CCT:	2700 K	3000 K	4000 K
CRI:	>95	>95	>95
Power Tot:	20.0 W/m	20.0 W/m	20.0 W/m
Weight:	0.90 Kg/m	0.90 Kg/m	0.90 Kg/m

Alluminio/aluminium

Cover: Opale/opal

DATI TECNICI TECHNICAL DATA

	1 cm - 2700K	1 cm - 3000K	1 cm - 4000K
Nominal LED Flux:	3900 lm/m	4050 lm/m	4200 lm/m
Flux Tot:	3120 lm/m	3240 lm/m	3570 lm/m
Output:	130 lm/W	135 lm/W	140 lm/W
CCT:	2700 K	3000 K	4000 K
CRI:	>90	>90	>90
Power Tot:	30.0 W/m	30.0 W/m	30.0 W/m
Weight:	0.90 Kg/m	0.90 Kg/m	0.90 Kg/m

Alluminio/aluminium

Cover: Prismattizzata/Prismatic

FINITURE / FINISHES



VERNICIATURA A POLVERE / POWDER COATING